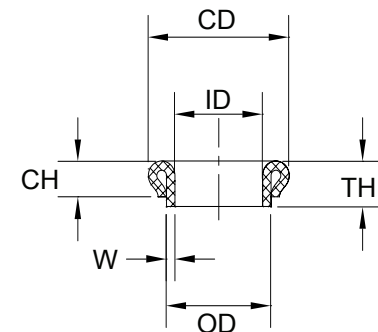
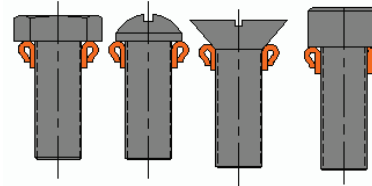




## NYLTITE ROLLED COLLARS:

- Lock and seal
- Act as an anti-rotational device
- Assist with vibration damping
- Are available as full assemblies or components



PART NUMBER	SCREW SIZE	NOMINAL (DEC. INCH)	ID +.004/-0.003	W +/-0.002	OD +/-0.008	CD +/-0.030	TH +/-0.030	CH (REF)	DRILL SIZE
NRC-01	-	-	-	-	-	-	-	-	-
NRC-02	2	.086	.088	.012	.112	.175	.065	.050	#31
NRC-03	3	.099	.101	.012	.125	.185	.070	.055	#29
NRC-04	4	.112	.116	.013	.140	.195	.080	.065	#25
NRC-05	5	.125	.129	.014	.159	.210	.085	.070	#19
NRC-06	6	.138	.142	.015	.172	.225	.095	.075	#15
NRC-08	8	.164	.168	.015	.198	.270	.115	.080	#5
NRC-10	10	.190	.194	.017	.228	.300	.115	.080	A
NRC-12	12	.216	.220	.017	.254	.330	.125	.100	G
NRC-14	1/4	.250	.252	.020	.292	.365	.125	.100	N
NRC-15	5/16	.313	.316	.020	.356	.460	.130	.105	T
NRC-16	3/8	.375	.379	.020	.419	.535	.160	.125	27/64
NRC-17	7/16	.438	.441	.022	.486	.600	.170	.135	31/64
NRC-18	1/2	.500	.504	.022	.548	.645	.195	.155	9/16
NRC-19	5/8	.625	.629	.025	.679	.800	.210	.160	11/16
NRC-20	3/4	.750	.754	.028	.810	.935	.220	.170	13/16
NRC-21	7/8	.875	.890	.032	.954	1.030	.240	.180	15/16
NRC-22	1.0	1.000	1.005	.035	1.075	1.280	.250	.185	1 3/32

**TYPICAL PART NUMBER :**  
**NRC-10-4**

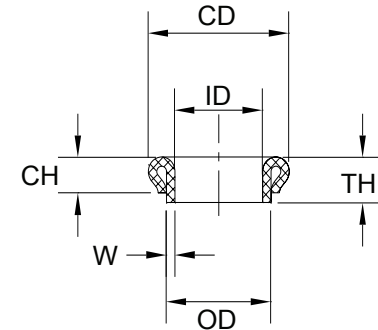
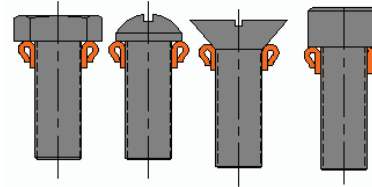
**NYLTITE ROLLED COLLAR**  
**FOR #10 SCREW**

**PLEASE NOTE THE DRILL SIZES ARE TO BE USED AS A REFERENCE ONLY. EACH APPLICATION IS DIFFERENT AND REQUIRES YOUR TESTING TO ENSURE PROPER FIT FOR YOUR APPLICATION.**



## NYLTITE ROLLED COLLARS:

- Lock and seal
- Act as an anti-rotational device
- Assist with vibration damping
- Are available as full assemblies or components



## METRIC SIZES

PART NUMBER	SCREW SIZE	NOMINAL (DEC. INCH)	ID +.004/- .003	W +/- .002	OD +/- .008	CD +/- .030	TH +/- .030	CH (REF)
11653	M2	.078	.078	.012	.110	.161	.070	.055
NRC-02.5M	M2.5	.098	.098	.012	.122	.174	.080	.064
10079	M3	.118	.118	.013	.144	.198	.080	.064
10081	M4	.157	.157	.015	.187	.245	.108	.082
11751	M5	.196	.196	.017	.230	.310	.115	.092
10097	M6	.236	.236	.017	.270	.354	.122	.012
11750	M8	.3153	.315	.020	.355	.472	.132	.105
11751	M10	.393	.393	.020	.433	.509	.156	.124
10235	M12	.473	.473	.022	.517	.615	.175	.140
NRC14M	M14	.551	.551	.022	.595	.700	.192	.155
11652	M16	.629	.629	.025	.679	.800	.210	.160

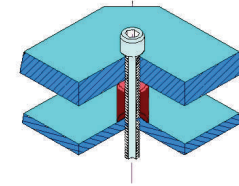
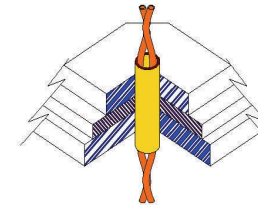
TYPICAL PART NUMBER :  
10081

NYLTITE ROLLED COLLAR FOR  
M4 SCREW



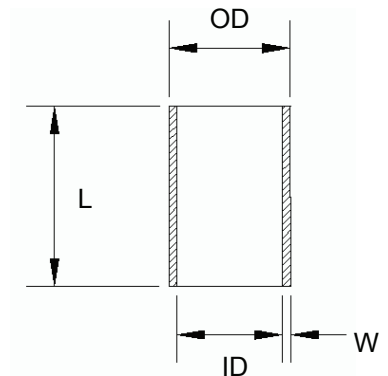
## NYLTITE UNHEADED SLEEVES:

- Economical standoff
- Effective protector as a grommet
- Thin wall bushing
- Insulator/ isolator



PART NUMBER (-L)	SCREW SIZE	NOMINAL (DEC. INCH)	ID +.004/- .003	W +/- .002	OD +/- .008
NUS-01-XX	1	.073	.075	.012	.099
NUS-02-XX	2	.086	.088	.012	.112
NUS-03-XX	3	.099	.101	.012	.125
NUS-04-XX	4	.112	.116	.013	.140
NUS-05-XX	5	.125	.129	.014	.159
NUS-06-XX	6	.138	.142	.015	.172
NUS-08-XX	8	.164	.168	.015	.198
NUS-10-XX	10	.190	.194	.017	.228
NUS-12-XX	12	.216	.220	.017	.254
NUS-14-XX	1/4	.250	.252	.020	.292
NUS-15-XX	5/16	.313	.316	.020	.356
NUS-16-XX	3/8	.375	.379	.020	.419
NUS-17-XX	7/16	.438	.441	.022	.486
NUS-18-XX	1/2	.500	.504	.022	.548
NUS-19-XX	5/8	.625	.629	.025	.679
NUS-20-XX	3/4	.750	.754	.028	.810
NUS-21-XX	7/8	.875	.890	.032	.954
NUS-22-XX	1.0	1.000	1.005	.035	1.075

LENGTH CODE (XX)	L +/- .008
05	.062
1	.125
2	.250
3	.375
4	.500
5	.625
6	.750
7	.875
8	1.000
9	1.125
10	1.250
11	1.375
12	1.500
13	1.625
14	1.750
15	1.875
16	2.000
17	2.125
18	2.250
19	2.375

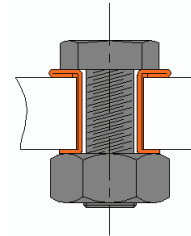


**TYPICAL PART NUMBER :**  
 NUS-10-4  
 NYLTITE UNHEADED SLEEVE FOR  
 #10 SCREW, 1/2" LONG



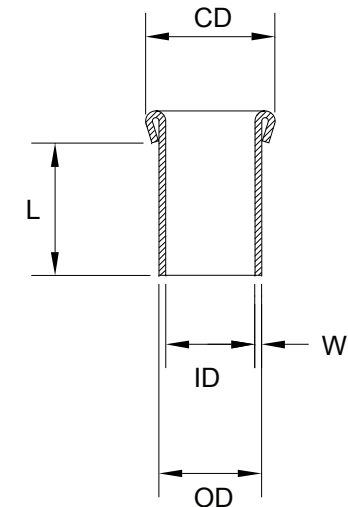
## NYLTITE HEADED SLEEVES:

- Lock and seal
- Act as an anti-rotational device
- Assist with vibration damping
- Versatile and effective



PART NUMBER (-L)	SCREW SIZE	NOMINAL (DEC. INCH)	ID +.004/-0.003	W +/-0.002	OD +/-0.008	CD +.025/-0.015
NHS-01-XX	1	.073	.075	.012	.099	.165
NHS-02-XX	2	.086	.088	.012	.112	.175
NHS-03-XX	3	.099	.101	.012	.125	.185
NHS-04-XX	4	.112	.116	.013	.140	.195
NHS-05-XX	5	.125	.129	.014	.159	.210
NHS-06-XX	6	.138	.142	.015	.172	.225
NHS-08-XX	8	.164	.168	.015	.198	.270
NHS-10-XX	10	.190	.194	.017	.228	.300
NHS-12-XX	12	.216	.220	.017	.254	.330
NHS-14-XX	1/4	.250	.252	.020	.292	.365
NHS-15-XX	5/16	.313	.316	.020	.356	.460
NHS-16-XX	3/8	.375	.379	.020	.419	.535
NHS-17-XX	7/16	.438	.441	.022	.486	.600
NHS-18-XX	1/2	.500	.504	.022	.548	.645
NHS-19-XX	5/8	.625	.629	.025	.679	.800
NHS-20-XX	3/4	.750	.754	.028	.810	.935
NHS-21-XX	7/8	.875	.890	.032	.954	1.030
NHS-22-XX	1.0	1.000	1.005	.035	1.075	1.280

LENGTH CODE (XX)	L +/-0.008
05	.062
1	.125
2	.250
3	.375
4	.500
5	.625
6	.750
7	.875
8	1.000
9	1.125
10	1.250
11	1.375
12	1.500
13	1.625
14	1.750
15	1.875
16	2.000
17	2.125
18	2.250
19	2.375



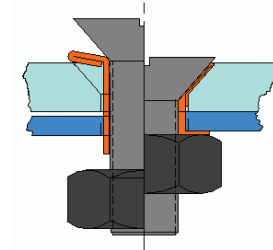
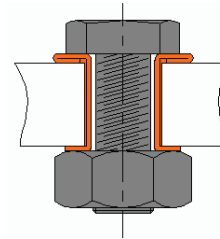
TYPICAL PART NUMBER :  
 NHS-10-4

NYLTITE HEADED SLEEVE FOR  
 #10 SCREW, 1/2" LONG



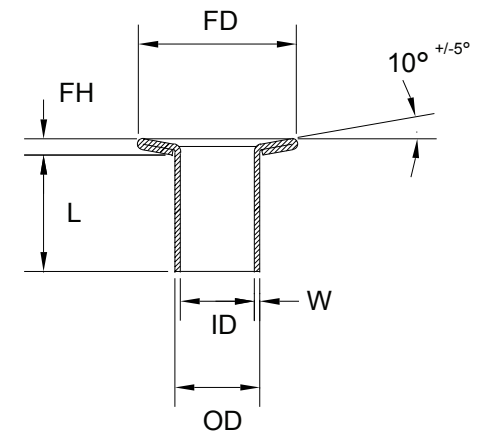
## NYLTITE FLAT HEADED SLEEVES:

- Lock and seal with reduced footprint
- Act as an anti-rotational device
- Assist with vibration damping
- Versatile and effective



PART NUMBER (-L)	SCREW SIZE	NOMINAL (DEC. INCH)	ID +.004/- .003	W +/- .002	OD +/- .008	FH (REF)	FD +.020/- .010
NFS-01-XX	1	.073	.075	.012	.099	.026	.165
NFS-02-XX	2	.086	.088	.012	.112	.026	.175
NFS-03-XX	3	.099	.101	.012	.125	.026	.185
NFS-04-XX	4	.112	.116	.013	.140	.029	.195
NFS-05-XX	5	.125	.129	.014	.159	.031	.210
NFS-06-XX	6	.138	.142	.015	.172	.033	.225
NFS-08-XX	8	.164	.168	.015	.198	.033	.270
NFS-10-XX	10	.190	.194	.017	.228	.037	.300
NFS-12-XX	12	.216	.220	.017	.254	.037	.330
NFS-14-XX	1/4	.250	.252	.020	.292	.044	.365
NFS-15-XX	5/16	.313	.316	.020	.356	.044	.460
NFS-16-XX	3/8	.375	.379	.020	.419	.044	.535
NFS-17-XX	7/16	.438	.441	.022	.486	.048	.600
NFS-18-XX	1/2	.500	.504	.022	.548	.048	.645
NFS-19-XX	5/8	.625	.629	.025	.679	.055	.800
NFS-20-XX	3/4	.750	.754	.028	.810	.062	.935
NFS-21-XX	7/8	.875	.890	.032	.954	.062	1.030
NFS-22-XX	1.0	1.000	1.005	.035	1.075	.062	1.280

LENGTH CODE (XX)	L +/- .008
05	.062
1	.125
2	.250
3	.375
4	.500
5	.625
6	.750
7	.875
8	1.000
9	1.125
10	1.250
11	1.375
12	1.500
13	1.625
14	1.750
15	1.875
16	2.000
17	2.125
18	2.250
19	2.375



**TYPICAL PART NUMBER :**  
 NFS-10-4

NYLTITE FLAT HEADED SLEEVE FOR  
 #10 SCREW, 1/2" LONG

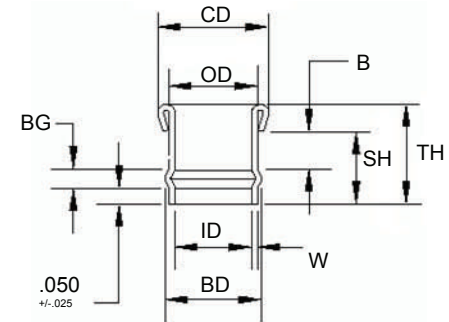


## NYLTITE SNAP BUSHINGS:

- Grommet
- Positioning assistance
- Protective device
- Strain relief
- Edge protector

TYPICAL PART NUMBER :  
 NSG-10-4

NYLTITE SNAP BUSHING , .228  
 OUTER DIAMETER, 1/2" LONG

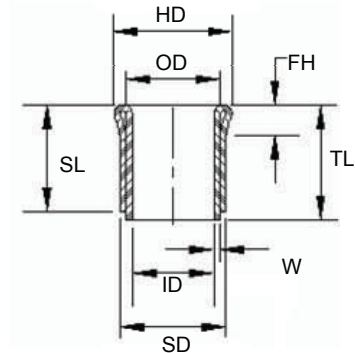
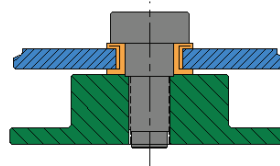


PART NUMBER (Ø)	SCREW SIZE	NOMINAL (DEC. INCH)	ID +.004/- .003	W +/- .002	OD +/- .008	CD +.025/- .015	BD (REF)	BG +/- .025	PART NUMBER (-B)	B +/- .025	SH +/- .025	TH (REF)
NSG-01-XX	1	.073	.075	.012	.099	.165	.121	.029	NSG-XX-05	.062	.141	.189
NSG-02-XX	2	.086	.088	.012	.112	.175	.137	.040	NSG-XX-1	.125	.215	.265
NSG-03-XX	3	.099	.101	.012	.125	.185	.150	.045	NSG-XX-2	.250	.345	.400
NSG-04-XX	4	.112	.116	.013	.140	.195	.167	.052	NSG-XX-3	.375	.477	.542
NSG-05-XX	5	.125	.129	.014	.159	.210	.182	.057	NSG-XX-4	.500	.607	.677
NSG-06-XX	6	.138	.142	.015	.172	.225	.197	.062	NSG-XX-5	.625	.737	.807
NSG-08-XX	8	.164	.168	.015	.198	.270	.223	.072	NSG-XX-6	.750	.872	.952
NSG-10-XX	10	.190	.194	.017	.228	.300	.253	.083	NSG-XX-7	.875	1.008	1.088
NSG-12-XX	12	.216	.220	.017	.254	.330	.279	.092	NSG-XX-8	1.000	1.142	1.242
NSG-14-XX	1/4	.250	.252	.020	.292	.365	.317	.106	NSG-XX-9	1.125	1.281	1.381
NSG-15-XX	5/16	.313	.316	.020	.356	.460	.381	.133	NSG-XX-10	1.250	1.433	1.538
NSG-16-XX	3/8	.375	.379	.020	.419	.535	.444	.129	NSG-XX-11	1.375	1.554	1.679
NSG-17-XX	7/16	.438	.441	.022	.486	.600	.510	.137	NSG-XX-12	1.500	1.687	1.822
NSG-18-XX	1/2	.500	.504	.022	.548	.645	.573	.146	NSG-XX-13	1.625	1.821	1.971
NSG-19-XX	5/8	.625	.629	.025	.679	.800	.705	.164	NSG-XX-14	1.750	1.964	2.124
NSG-20-XX	3/4	.750	.754	.028	.810	.935	.836	.174	NSG-XX-15	1.875	2.099	2.269
NSG-21-XX	7/8	.875	.890	.032	.954	1.030	.961	.176	NSG-XX-16	2.000	2.226	2.406
NSG-22-XX	1.0	1.000	1.005	.035	1.075	1.280	1.087	.191	NSG-XX-17	2.125	2.366	2.551



## NYLTITE DOUBLE WALL BUSHINGS:

- Grommet
- Positioning assistance
- Protective device
- Strain relief
- Edge protector
- Bushing



PART NUMBER (-L)	SCREW SIZE	NOMINAL (DEC. INCH)	ID +.004/-0.003	W +/- .002	OD +/- .008	HD (REF)	SD +.012/-0.010	FH (REF)	MAX. SL SEE NOTE
DWB-01-XX-XX	1	.073	.075	.012	.099	.110	.123	.019	.312
DWB-02-XX-XX	2	.086	.088	.012	.112	.125	.136	.022	.375
DWB-03-XX-XX	3	.099	.101	.012	.125	.138	.149	.025	.437
DWB-04-XX-XX	4	.112	.116	.013	.140	.155	.168	.028	.500
DWB-05-XX-XX	5	.125	.129	.014	.159	.175	.185	.031	.500
DWB-06-XX-XX	6	.138	.142	.015	.172	.190	.202	.034	.562
DWB-08-XX-XX	8	.164	.168	.015	.198	.218	.228	.039	.625
DWB-10-XX-XX	10	.190	.194	.017	.228	.250	.262	.045	.750
DWB-12-XX-XX	12	.216	.220	.017	.254	.280	.288	.050	.875
DWB-14-XX-XX	1/4	.250	.252	.020	.292	.320	.332	.058	1.000
DWB-15-XX-XX	5/16	.313	.316	.020	.356	.390	.396	.071	1.250
DWB-16-XX-XX	3/8	.375	.379	.020	.419	.460	.459	.083	1.500
DWB-17-XX-XX	7/16	.438	.441	.022	.486	.535	.529	.097	1.750
DWB-18-XX-XX	1/2	.500	.504	.022	.548	.600	.592	.109	2.000
DWB-19-XX-XX	5/8	.625	.629	.025	.679	.745	.730	.135	2.500
DWB-20-XX-XX	3/4	.750	.754	.028	.810	.890	.867	.162	3.000
DWB-21-XX-XX	7/8	.875	.890	.032	.954	1.050	.882	.190	3.500
DWB-22-XX-XX	1.0	1.000	1.005	.035	1.075	1.187	1.118	.215	4.000

TYPICAL PART NUMBER :

DWB-10-04-10  
 SIZE SL TL

NYLTITE DOUBLE WALL BUSHING  
 FOR #10 SCREW, 1/4" LONG SKIRT,  
 TOTAL LENGTH 1.250

SEE NOTE BELOW FOR NUMBERING  
 CONVENTION

NOTE: THE FIRST "XX" IDENTIFIER IN THE PART NUMBER CLUSTER INDICATES THE LENGTH OF THE SKIRT (SL) IN 1/16" INCREMENTS UP TO THE MAXIMUM VALUE (MAX SL) SHOWN. EXAMPLE- FOR A 1/4" SKIRT, .0625 \* 4 = .250". THE MULTIPLIER (04) IS ENTERED AS THIS IDENTIFIER.

THE SECOND SET OF "XX" REPRESENTS THE TOTAL LENGTH (TL), AND CAN BE EQUAL TO "SL" OR GREATER UP TO 6" IN 1/8" (.125) INCREMENTS. THIS LENGTH IS ALSO CALCULATED AS ABOVE USING .125 AS THE MULTIPLICAND. EXAMPLE: FOR A 1 1/4" LENGTH, .125 \* 10 = 1.250, (10) IS ENTERED AS THE IDENTIFIER "TL"